



# Profi-Line 2-Post-Lift

## Item No.: TW236PE

**kg 3600 kg** **↑ 1,90 m** **⚡ 400 V** **⚙ Autom.**



230 V socket placed in the control box

Note try our technical decision helper (on page 5) before buying your 2-post lift(s)!

### Included

Transporter adapters (4 pcs.)



Practical storage bracket for two extension adapters (2 pcs.)



### Videos

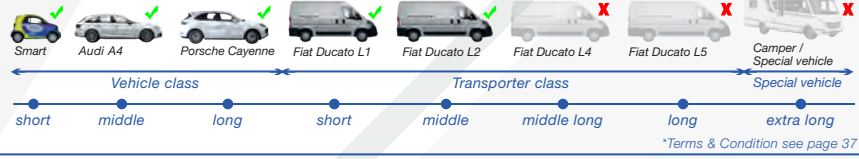


Product video

Assembly video



### Vehicle type / Wheelbase



### Description

The Profi-Line lift. With automatic safety latch locking and unlocking, adjustable rotary supports, high quality powdercoating and extremely flat floor plate (only 30 mm). The Profi-Line lifts everything from the Smart to vans.

### Features

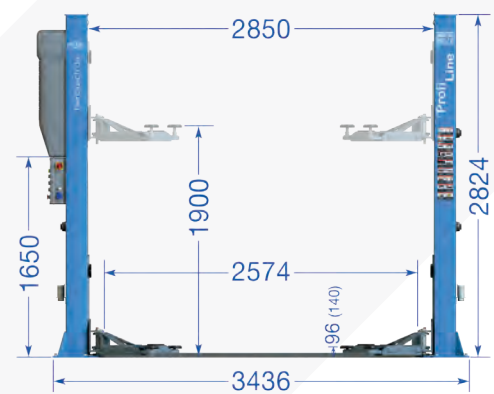
- 1A Quality built with CE-Certificate
- Manufactured in accordance to ISO 9001
- Column chain guard
- Automatic safety-lock release
- Rotary lifting plates with thread protection
- Emergency lowering in case of power cut
- High quality special profile supporting posts
- 2 Hydraulic cylinders for powerful lifting and lowering
- Automatic arm-locking system
- Quality powder coating
- Steel cable synchronization
- Extra flat telescopic lifting arms for sport cars
- **Anti-Lift-Up-Button**, allows you to lower the lift without it having to rise before sinking plus a 230 V Euro-socket placed in the control box.
- **NEW: Motor-Cover included**
- Stylish design, dust protection and noise reduction
- **Optional air connection (Air-Kit) available**

### Delivery contents

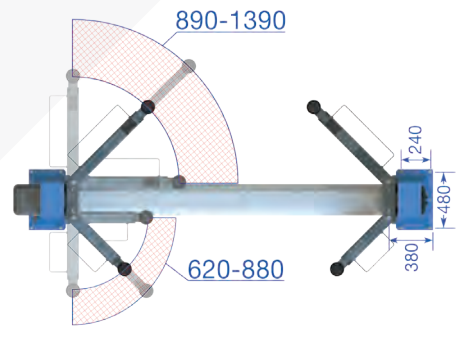
- Lift incl. Power unit and Motor-Cover
- Heavy duty anchor bolts (10 pcs.)
- Transporter adapters (4 pcs.)
- Bracket for extension adapter
- Rubber door protectors | English instruction manual
- Examination book and CE-Certificate
- **Product video online | Assembly video online**



### Dimensions



### Technical Data



If space is a problem, the lift can also be constructed narrower than the specified total width!  
How it works? Contact us!

Lifting capacity	3600 kg
Lifting height max.	1900 mm/Ad 2080
Lowest lifting point	96 mm
Lifting, lowering time (approx.)	45/30 sec.
Power supply	400 V / 3 Phase
Motor power	2,2 kW
Fusing	16 A / type C
Weight (approx.)	630 kg

Further information to be found at [www.twinbusch.co.uk](http://www.twinbusch.co.uk)

### Optional accessory



Air-Kit (TW236PE-AIR)



Through experience the required concrete depth (foundation requirement of 200 mm) should be met, this must be checked by the customer. If in exceptional cases the foundation requirement is not met, we offer on page 19 a special solution, which can be used with a concrete thickness of 150 mm to 200 mm.



LED lighting (LED-KIT) for 2-post lifts (Item No.: TWLED-2)



Further accessories can be found at [www.twinbusch.co.uk](http://www.twinbusch.co.uk)